



RESEARCH INSTITUTE  
FOR ECONOMIC DEVELOPMENT



# 2020 RIED REPORT



**Greg Love, Chairman**  
LOVE'S TRAVEL STOPS AND COUNTRY STORES



**Mark Williams, President**  
RESEARCH INSTITUTE FOR ECONOMIC DEVELOPMENT

## RIED BOARD OFFICERS

Clayton I. Bennett, Chairman DORCHESTER CAPITAL

Jim Daniel, Vice Chairman BANCFIRST

Harrison Levy Jr., President/Manager GRUBB ELLIS/LEVY BEFFORT

Larry Nichols, Chairman Emeritus and Founder DEVON ENERGY CORPORATION

## RIED DIRECTORS

Bill Cameron, CEO and President AMERICAN FIDELITY CORPORATION

Joseph Cunningham, President BLUE CROSS & BLUE SHIELD OF OKLAHOMA

Steve Hahn, President AT&T OF OKLAHOMA

Hans Helmerich, Chairman and CEO HELMERICH & PAYNE

Edmund O. Martin, Chairman ACKERMAN MCQUEEN

Chad Warmington, President THE STATE CHAMBER OF OKLAHOMA

Roy Williams, President and CEO GREATER OKC CHAMBER OF COMMERCE

# INTRODUCTION

## **THE SECOND SESSION OF THE 57TH LEGISLATURE BEGAN FEBRUARY 3 WITH THE USUAL EXCITEMENT AND OPTIMISM. REVENUE PROJECTIONS WERE RELATIVELY FLAT, MEANING THE WORK ON THE BUDGET WOULD NOT TAKE FOCUS AWAY FROM OTHER IMPORTANT POLICY MATTERS.**

On March 11, 2020 the NBA game in Oklahoma City between the Oklahoma City Thunder and the Utah Jazz was halted shortly before tipoff when Rudy Gobert, a Jazz player, tested positive for COVID-19. On March 17, 2020, the Oklahoma Legislature shut down due to the virus.

In early April, Governor Kevin Stitt invoked the Catastrophic Health Emergency Powers Act (CHEPA). Health emergency acts were passed in many states, including Oklahoma, to deal with the effects of a nuclear weapon, bioterrorism, chemical weapons or other biological toxins, following the terrorist attacks of 9/11. Oklahoma expanded the act in 2007 to apply to pandemic occurrences. CHEPA allows the Governor to temporarily suspend any statute needed to support the state's response to the pandemic and act through Executive Orders. This forced the legislature into special session to ratify the Governor's declaration. The declaration expired May 30.

The honeymoon the Governor and the legislature enjoyed last year came to an abrupt halt this year. The Governor vetoed 18 bills and the legislature overrode 10 of the vetoes. While a relatively small number of vetoes, it is a very large number of overrides. For comparison, former Governor Frank Keating vetoed a little more than 300 bills during his eight years as Governor. The then Democrat-controlled legislature did not override any of them.

Legislative leadership had to scramble to complete the session as they were only in session for 37 days. The normally very structured process of committee work was replaced with an "on the fly" process which left most of the pending legislation dead for the session. Only 169 bills were signed by the Governor along with the 18 vetoes.

The small number of policy bills making it through both chambers left a smaller than normal sample of business bills to score this year. Only ten pro-business bills on the RIED watch list before the legislature halted received a final vote in both chambers. Normally 16-20 bills would be scored. The good news is that the ten bills received overwhelming support with over one-half of the legislature (80) scoring a perfect 100, and only 33 members having a failing score of 69 or less.

With little time to deal with pro-business policy issues, the legislature focused on resolving disputes, cleaning up language, keeping economic development projects on track and protecting businesses trying to do commerce during a pandemic. Two seats, SD 28 and HD 89, were vacant this session.

Among the disputes that the legislature resolved were whether nurse anesthetists had to be supervised by a physician. Compromise language now has CRNAs working in collaboration with a physician and providing a definition of collaboration (SB 801). Another bill (SB 1875) establishes the oil and gas operator as the owner of the wastewater produced as a result of the drilling process, and is responsible for its disposal or processing. SB 1748 establishes the definition of "primarily engaged" as it relates to hospitals and directs the Commissioner of Health to review and adjust practices and standards relating to the licensing of hospitals. Finally, HB 3619 prohibits a political subdivision from prohibiting connections to facilities of utility providers or discriminating against them.

Language was needed to clean up a bill that provides tax credits for software and cybersecurity employees who take a job with a qualified employer in Oklahoma. The old language did not align with actual degree programs and left it unclear as to who could qualify for the tax credits.

The Oklahoma Local Development and Enterprise Zone Incentive Leverage Act allows local municipalities and political subdivisions to provide matching funds as an incentive to residential development but limits that development to no more than ten percent being used for commercial space. A bill (SB 1362) raises the commercial limit to 50 percent if that space is used for grocery or specialty food stores. Another bill (SB 1688) creates the Oklahoma Advanced Mobility Pilot Program and corresponding revolving fund to help spur investment in Oklahoma's emerging drone development industry. HB 4018 creates the Rural Broadband Expansion Act which creates a related council and fund to help find ways to increase broadband access throughout Oklahoma.


Finally, COVID-19 created a need for the legislature to protect Oklahoma businesses from potential liability while conducting business as normal if following all of the regulations in place at the time of any exposure (SB 1946). Another bill (SB 1947) protects businesses in Oklahoma from producing COVID-19 related goods and services if they do not make said products in their normal course of business as long as they act in good faith.

Overall, the legislature seems to have remained receptive to pro-business legislation in spite of the challenges of the session. It seems to remain focused on legislation that creates jobs, expands businesses and attracts new commerce to Oklahoma. It is my hope that this trend continues with the 58th Legislature as they convene in February 2021.

I appreciate your continued support of the Research Institute for Economic Development and look forward to next session.

**Mark Williams**

PRESIDENT, RESEARCH INSTITUTE  
FOR ECONOMIC DEVELOPMENT



# MISSION STATEMENT

The mission of the Research Institute for Economic Development is to promote economic growth through the evaluation of business, job and economic growth issues considered by the Oklahoma Legislature.

## WHO BELONGS AND WHO GOVERNS

A board of directors elected by the overall membership governs the Institute. Any business, partnership, corporation, association or individual whose application for membership is approved by the Board may become a member upon payment of dues. Members are eligible to serve as officers and participate on committees.

## RESEARCH

Institute research creates a profile of each legislator's individual voting record for bills dealing with business, industry, job creation and economic growth issues deemed important by the private sector. All legislation introduced during the session regarding issues listed below is evaluated. Each legislator is graded with respect to his or her position on each bill.

### TAXES

### ENERGY

### WORK FORCE DEVELOPMENT

### TORT REFORM

### JOB GROWTH

### TECHNOLOGY

### SMALL BUSINESS

### INSURANCE AND HEALTH CARE

### MANUFACTURING

### MILITARY IMPACT

### RURAL ECONOMIC GROWTH

### TRANSPORTATION

### WORKERS COMPENSATION

### CRIMINAL JUSTICE

A wide range of reports, graphic illustrations and voting profiles are disseminated across the state based upon each legislator's voting record.

RIED IS NON-PARTISAN. WE DO NOT LOBBY ISSUES OR ENDORSE CANDIDATES OR CAMPAIGNS.

## BILL SCORING AND EVALUATION

### BILL SELECTION

Proposed legislation relating to business, job creation, elevation of income or economic growth can be nominated for evaluation. Nominations come from business interests, chambers of commerce, trade organizations, professional societies, academic interests, individuals and members of the legislature.

### WEIGHTING

Bills are weighed on a scale from five to twenty with the most important legislation from this session receiving the highest weight. RIED staff reviews each bill and assigns an initial score. A private sector focus group comprised of RIED board members and representatives in the fields related to the proposed legislation follows the bill through the legislative process and issues a final recommendation. A committee made up of RIED board members or their designee meets to evaluate the bills being considered as well as to approve the bills used for final scoring.

### BILL LIST

Legislators receive the current RIED bill list:

- After the first committee deadline date
- After the deadline to hear bills in their chamber of origin
- After the second committee deadline date
- After the deadline to hear bills in the opposite chamber
- Periodic updates are sent as bills are signed out of the conference committees (daily if necessary)

### CALCULATION OF MEMBER VOTES

Approximately 20 of the most significant business related bills are used in calculating the final scores.

- Unless otherwise noted, legislative votes used for final scoring are the votes cast on final reading in both legislative chambers
- Member scores are determined by dividing individual points by the maximum number of points available
- Points are not deducted for absences. Absences do, however, represent a lost opportunity to score points. Co-authorship of a bill will be considered as voting in favor of the legislation.



## BILLS ORIGINATING IN HOUSE

**HB 3619****+20****By O'Donnell/Luttrell/Martinez (House) & Allen (Senate)**

Prohibits municipalities and political subdivisions from adopting any real estate development building or construction ordinance which prohibits connections to facilities of utility providers operating lawfully in the state. This would also prohibit codes or ordinances that would discriminate against any utility provider.

*Do Pass 77-16 House; 38-7 Senate; signed by the Governor*

**HB 4018****+10****By McCall/Phillips/Strom/Townley (House) & Leewright/Bergstrom/Scott (Senate)**

Creates the Rural Broadband Expansion Act which creates a related Council and fund to investigate and provide recommendations on how to improve broadband access across the state.

*Do Pass 94-2 House; 45-0 Senate; vetoed by the Governor, veto overridden by the Legislature 90-6 House; 43-1 Senate*

**+** = RIED SUPPORTED

**-** = RIED OPPOSED

**DISCLAIMER**

*All data in this document is obtained from legislative, government and private sector sources. The data, information and estimations herein are not warranted as to accuracy and are presented as is and without warranty either expressed or implied. The purpose of this material is to inform. Further,*

*the material is not intended to be and does not constitute an endorsement of any kind or to be or to represent an official source. Interested persons should formulate their own opinions relative to the data, information and estimations herein or to any information related thereto.*

## BILLS ORIGINATING IN SENATE

**SB 801****+20****By Rosino/Sharp/Scott/Dahm (Senate) & McEntire/Kerbs/McDugle/Davis/Cornwell/Fugate/Mize (House)**

Changes the requirement under the Oklahoma Nursing Practice Act that certain nurses be under the supervision of a doctor to instead work in collaboration with a doctor. This legislation is designed to increase access to healthcare across the state.

*Do pass 44-0 Senate; 100-0 House; signed by the Governor*

**SB 1204****+20****By Bice (Senate) & Fetgatter/Fugate (House)**

Modifies provisions related to tax credits for certain qualified software and cybersecurity employers and employees. This bill clarifies the degree programs that would qualify an employee to receive tax credits for working for a qualified employer in Oklahoma.

*Do pass 46-0 Senate; 99-0 House; signed by the Governor*

**SB 1362****+20****By Rader (Senate) & Fetgatter (House)**

Removes certain limitations on matching funds under the Local Development and Enterprise Zone Incentive Leverage Act for projects which provide for up to 50 percent of the net leasable space of a development to be used for grocery and specialty food stores.

*Do pass 33-12 Senate; 80-19 House; signed by the Governor*

**SB 1688****+10****By Bergstrom (Senate) & McCall (House)**

Creates the Oklahoma Advanced Mobility Pilot Program and the Oklahoma Advanced Mobility Revolving Fund. The Program will focus on both advanced ground transportation, such as autonomous ground vehicles, as well as advanced air mobility vehicles.

*Do pass 27-19 Senate; 88-10 House; signed by the Governor*

**SB 1748****+10****By Kidd (Senate) & Bush/Pittman (House)**

Establishes a definition of “primarily engaged” as relates to hospitals within statute and directs the Commissioner of Health to review hospital standards and practices and adjust standards related to revoked and restored licenses.

*Do pass 44-2 Senate; 85-2 House; signed by the Governor*

**SB 1875****+20****By Rader (Senate) & O'Donnell/McBride/Davis (House)**

Creates the Oil and Gas Produced Water and Waste Recycling Act which requires parties producing oil and gas water and waste to be responsible for disposal or processing. This bill establishes the operator of a well to be the owner of the water and the waste produced in the drilling process and limits civil liability for subsequent use of recycled water.

*Do pass 46-0 Senate; 93-3 House; signed by the Governor*

**SB 1946****+20****By Treat/Bullard (Senate) & McCall/O'Donnell/Lepak (House)**

Provides that persons conducting business in this state shall not be liable in a civil action claiming injury from exposure to COVID-19 if conduct was in compliance with regulations in place at the time of alleged exposure.

*Do pass 34-11 Senate; 76-20 House; signed by the Governor*

**SB 1947****+20****By Treat/Bullard (Senate) & McCall/O'Donnell/Lepak (House)**

Provides that persons or businesses providing COVID-19 related goods and services to certain entities shall enjoy immunity from liability if they do not make said products in their normal course of business unless they have knowledge that the product was defective or act with deliberate intent.

*Do pass 33-11 Senate; 82-15 House; signed by the Governor*

**+** = RIED SUPPORTED**-** = RIED OPPOSED

# RIED PERFECT SCORES

## HOUSE




**REP. RHONDA BAKER**  
HD 60



**REP. JEFF BOATMAN**  
HD 67



**REP. BRAD BOLES**  
HD 51



**REP. TY BURNS**  
HD 35



**REP. CAROL BUSH**  
HD 70



**REP. CHAD CALDWELL**  
HD 40



**REP. TREY CALDWELL**  
HD 63



**REP. SHERRIE CONLEY**  
HD 20



**REP. RUSTY CORNWELL**  
HD 6



**REP. DEAN DAVIS**  
HD 98



**REP. SHEILA DILLS**  
HD 69



**REP. DERREL FINCHER**  
HD 11



**REP. ROSS FORD**  
HD 76



**REP. JIM GREGO**  
HD 17



**REP. DAVID HARDIN**  
HD 86



**REP. TONI HASENBECK**  
HD 65



**REP. KYLE HILBERT**  
HD 29



**REP. BRIAN HILL**  
HD 47



**REP. RONNY JOHNS**  
HD 25



**REP. CHRIS KANNADAY**  
HD 91



**REP. DELL KERBS**  
HD 26



**REP. LUNDY KIGER**  
HD 3



**REP. MARK LAWSON**  
HD 30



**REP. MARK LEPAK**  
HD 9

# RIED PERFECT SCORES (CONTINUED)

## HOUSE (CONTINUED)



**REP. ROBERT MANGER**  
HD 101



**REP. RYAN MARTINEZ**  
HD 39




**REP. STAN MAY**  
HD 80



**SPEAKER CHARLES MCCALL**  
HD 22



**REP. KEVIN MCDUGLE**  
HD 12



**REP. MARCUS MCENTIRE**  
HD 50



**REP. NICOLE MILLER**  
HD 82



**REP. GARRY MIZE**  
HD 31




**REP. LEWIS MOORE**  
HD 96



**REP. TERRY O'DONNELL**  
HD 23



**REP. CHARLES ORTEGA**  
HD 52



**REP. MIKE OSBURN**  
HD 81



**REP. DANIEL PAE**  
HD 62



**REP. KENTON PATZKOWSKY**  
HD 61



**REP. JOHN PFEIFFER**  
HD 38



**REP. LOGAN PHILLIPS**  
HD 24



**REP. RANDY RANDLEMAN**  
HD 15



**REP. DUSTIN ROBERTS**  
HD 21



**REP. TODD RUSS**  
HD 55



**REP. MIKE SANDERS**  
HD 59



**REP. LONNIE SIMS**  
HD 68



**REP. DAVID SMITH**  
HD 18



**REP. CHRIS SNEED**  
HD 14



**REP. MARILYN STARK**  
HD 100



# RIED PERFECT SCORES

## HOUSE (CONTINUED)



**REP. JAY STEAGALL**  
HD 43



**REP. DANNY STERLING**  
HD 27




**REP. JUDD STROM**  
HD 10



**REP. JOHN TALLEY**  
HD 33



**REP. ZACK TAYLOR**  
HD 28



**REP. TAMMY TOWNLEY**  
HD 48



**REP. MARK VANCUREN**  
HD 74



**REP. JOSH WEST**  
HD 5



**REP. KEVIN WEST**  
HD 54



**REP. TAMMY WEST**  
HD 84

# RIED PERFECT SCORES (CONTINUED)

## SENATE



**SEN. MICHEAL BERGSTROM**  
SD 1



**SEN. STEPHANIE BICE**  
SD 22



**SEN. LARRY BOGGS**  
SD 7



**SEN. BILL COLEMAN**  
SD 10



**SEN. JULIE DANIELS**  
SD 29



**SEN. TOM DUGGER**  
SD 21



**SEN. JOHN HASTE**  
SD 36



**SEN. DARCY JECH**  
SD 26




**SEN. JAMES LEEWRIGHT**  
SD 12



**SEN. JOHN MICHAEL MONTGOMERY**  
SD 32



**SEN. ROLAND PEDERSON**  
SD 19



**SEN. DEWAYNE PEMBERTON**  
SD 9



**SEN. ADAM PUGH**  
SD 41



**SEN. MARTY QUINN**  
SD 2




**SEN. DAVE RADER**  
SD 39



**SEN. PAUL ROSINO**  
SD 45



**SEN. PAUL SCOTT**  
SD 43



**SEN. RON SHARP**  
SD 17



**SEN. WAYNE SHAW**  
SD 3



**SEN. FRANK SIMPSON**  
SD 14



**SEN. GARY STANISLAWSKI**  
SD 35

# FAILING SCORES

## HOUSE

REP. MELOYDE BLANCETT	65	REP. EMILY VIRGIN	53
REP. TOM GANN	65	REP. JOHN WALDRON	53
REP. BEN LORING	65	REP. COLLIN WALKE	53
REP. MONROE NICHOLS	65	REP. REGINA GOODWIN	47
REP. TOMMY HARDIN	59	REP. CYNDI MUNSON	47
REP. JASON LOWE	59	REP. DAVID PERRYMAN	47
REP. AJAY PITTMAN	59	REP. MERLEYN BELL	41
REP. KELLY ALBRIGHT	53	REP. MICKEY DOLLENS	41
REP. FORREST BENNETT	53	REP. CHELSEY BRANHAM	35
REP. DENISE BREWER	53	REP. JASON DUNNINGTON	29
REP. TRISH RANSON	53		

## SENATE


SENATOR GREG MCCORTNEY	65	SENATOR CHRIS KIDD	41
SENATOR MICHAEL BROOKS	59	SENATOR MARY BOREN	35
SENATOR J.J. DOSSETT	59		
SENATOR ALLISON IKLEY-FREEMAN	59		
SENATOR KAY FLOYD	47		
SENATOR CARRIE HICKS	47		
SENATOR JULIA KIRT	47		
SENATOR KEVIN MATTHEWS	47		
SENATOR JOSEPH SILK	47		
SENATOR GEORGE YOUNG	47		

RIED's profile of each legislator's support for business issues allows Oklahoma's legislators to shape an economy that meets our needs for a quality future.

-Greg Love, co-CEO

LOVE'S TRAVEL STOPS AND COUNTRY STORES





REP. KELLY ALBRIGHT  
HD 95 – 53



REP. MERLEYN BELL  
HD 45 – 41




REP. JEFF BOATMAN  
HD 67 – 100



REP. CHELSEY BRANHAM  
HD 83 – 35



REP. DENISE BREWER  
HD 71 – 53



REP. TY BURNS  
HD 35 – 100




REP. TREY CALDWELL  
HD 63 – 100



REP. SHERRIE CONLEY  
HD 20 – 100




REP. RUSTY CORNWELL  
HD 6 – 100



REP. DENISE CROSS-  
WHITE-HADER  
HD 41 – 88



REP. DEAN DAVIS  
HD 98 – 100



REP. SHEILA DILLS  
HD 69 – 100



REP. DERREL FINCHER  
HD 11 – 100



REP. ANDY FUGATE  
HD 94 – 88



REP. JIM GREGO  
HD 17 – 100



REP. DAVID HARDIN  
HD 86 – 100



REP. TONI HASENBECK  
HD 65 – 100



REP. BRIAN HILL  
HD 47 – 100



REP. RONNY JOHNS  
HD 25 – 100



REP. LUNDY KIGER  
HD 3 – 100



REP. KEN LUTTRELL  
HD 37 – 94



REP. ROBERT MANGER  
HD 101 – 100



REP. T. J. MARTI  
HD 75 – 76



REP. STAN MAY  
HD 80 – 100

# HOUSE (CONTINUED)

CLASS OF 2030



REP. NICOLE MILLER  
HD 82 – 100



REP. GARRY MIZE  
HD 31 – 100



REP. JIM OLSEN  
HD 2 – 94



REP. DANIEL PAE  
HD 62 – 100



REP. KENTON  
PATZKOWSKY  
HD 61 – 100



REP. LOGAN PHILLIPS  
HD 24 – 100



REP. AJAY PITTMAN  
HD 99 – 59



REP. MELISSA  
PROVENZANO  
HD 79 – 76



REP. RANDY RANDLEMAN  
HD 15 – 100



REP. TRISH RANSON  
HD 34 – 53



REP. CYNTHIA ROE  
HD 42 – 88



REP. LONNIE SIMS  
HD 68 – 100



REP. DAVID SMITH  
HD 18 – 100



REP. CHRIS SNEED  
HD 14 – 100




REP. MARILYN STARK  
HD 100 – 100



REP. JAY STEAGALL  
HD 43 – 100



REP. DANNY STERLING  
HD 27 – 100



REP. JUDD STROM  
HD 10 – 100



REP. JOHN TALLEY  
HD 33 – 100



REP. TAMMY TOWNLEY  
HD 48 – 100



REP. MARK VANCUREN  
HD 74 – 100



REP. JOHN WALDRON  
HD 77 – 53



**SEN. MARY BOREN**  
SD 16 – 35



**SEN. DAVID BULLARD**  
SD 6 – 94




**SEN. BILL COLEMAN**  
SD 10 – 100



**SEN. CHUCK HALL**  
SD 20 – 94



**SEN. JOHN HASTE**  
SD 36 – 100



**SEN. CARRI HICKS**  
SD 40 – 47



**SEN. BRENT HOWARD**  
SD 38 – 82



**SEN. JULIA KIRT**  
SD 30 – 47



**SEN. BRENDA STANLEY**  
SD 42 – 94



**SEN. DARRELL WEAVER**  
SD 24 – 88



RIED's proven research identifies and evaluates the legislative issues that support superior jobs and economic growth for Oklahoma. That extraordinary program is exactly what our state needs.

-Larry Nichols, Chairman Emeritus and Founder  
DEVON ENERGY CORPORATION

# HOUSE

2020 FINAL VOTE

BILL NUMBER	PARTY	DIST.	TERM LIMIT	HB 3619	HB 4018	SB 801	SB 1204	SB 1362	SB 1688	SB 1748	SB 1875	SB 1946	SB 1947	TOTAL POINTS	SCORE
RIED POSITION				Y	Y	Y	Y	Y	Y	Y	Y	Y	Y		
POINT VALUE				20	10	20	20	20	10	10	20	20	20	170	
READING				3	3	3	3	3	3	3	4	3	4		
ALBRIGHT, KELLY	D	95	30	A				N				N	N	90	53
BAKER, RHONDA	R	60	28											170	100
BELL, MERLEYN	D	45	30	N				A	A	A		N	N	70	41
BENNETT, FORREST	D	92	28	N				N				N	N	90	53
BLANCETT, MELOYDE	D	78	28					N				A	A	110	65
BOATMAN, JEFF	R	67	30											170	100
BOLES, BRAD	R	51	30											170	100
BRANHAM, CHELSEY	D	83	30	A				N	N		N	N	N	60	35
BREWER, DENISE	D	71	30	N				N				N	N	90	53
BURNS, TY	R	35	30											170	100
BUSH, CAROL	R	70	28											170	100
CALDWELL, CHAD	R	40	26											170	100
CALDWELL, TREY	R	63	30											170	100
CONLEY, SHERRIE	R	20	30											170	100
CORNWELL, RUSTY	R	6	30											170	100
CROSSWHITE-HADER, DENISE	R	41	30		N				N					150	88
DAVIS, DEAN	R	98	30											170	100
DILLS, SHEILA	R	69	30											170	100
DOLLENS, MICKEY	D	93	28	N				N	N	A		N	N	70	41
DUNNINGTON, JASON	D	88	26	N				N	A	A	N	N	N	50	29
ECHOLS, JON	R	90	24							A				160	94
FETGATTER, SCOTT	R	16	28									A		150	88
FINCHER, DERREL	R	11	30											170	100
FORD, ROSS	R	76	29											170	100
FRIX, AVERY	R	13	28	A										150	88
FUGATE, ANDY	D	94	30	N										150	88
GANN, TOM	R	8	28					N	N	N		N		110	65
GOODWIN, REGINA	D	73	28	N				N	N			N	N	80	47
GREGO, JIM	R	17	30											170	100
HARDIN, DAVID	R	86	30											170	100
HARDIN, TOMMY	R	49	22		N			N	N	N		N		100	59
HASENBECK, TONI	R	65	30											170	100
HILBERT, KYLE	R	29	28											170	100
HILL, BRIAN	R	47	30											170	100
HUMPHREY, JUSTIN	R	19	28							A				160	94
JOHNS, RONNY	R	25	30											170	100
KANNADY, CHRIS	R	91	26											170	100
KERBS, DELL	R	26	28											170	100
KIGER, LUNDY	R	3	30											170	100
LAWSON, MARK	R	30	28											170	100
LEPAK, MARK	R	9	26											170	100
LORING, BEN	D	7	26	A				N			N			110	65
LOWE, JASON	D	97	28	N						A		N	N	100	59
LUTTRELL, KEN	R	37	26							A				160	94
MANGER, ROBERT	R	101	30											170	100
MARTI, T.J.	R	75	30				A				A			130	76
MARTINEZ, RYAN	R	39	28											170	100
MAY, STAN	R	80	30											170	100
MCBRIDE, MARK	R	53	24											170	100
MCCALL, CHARLES	R	22	24											170	100
MCDUGLE, KEVIN	R	12	28											170	100

BILL NUMBER	PARTY	DIST.	TERM LIMIT	HB 3619	HB 4018	SB 801	SB 1204	SB 1362	SB 1688	SB 1748	SB 1875	SB 1946	SB 1947	TOTAL POINTS	SCORE
RIED POSITION				Y	Y	Y	Y	Y	Y	Y	Y	Y	Y		
POINT VALUE				20	10	20	20	20	10	10	20	20	20	170	
READING				3	3	3	3	3	3	3	4	3	4		
MCENTIRE, MARCUS	R	50	28											170	100
MEREDITH, MATT	D	4	28							A				160	94
MILLER, NICOLE	R	82	30											170	100
MIZE, GARRY	R	31	30											170	100
MOORE, LEWIS	R	96	20											170	100
MUNSON, CYNDI	D	85	28	N				N	N			N	N	80	47
NEWTON, CARL	R	58	28							A				160	94
NICHOLS, MONROE	D	72	28	N								N	N	110	65
NOLLAN, JADINE	R	66	22									A		150	88
O'DONNELL, TERRY	R	23	24											170	100
OLSEN, JIM	R	2	30						N					160	94
ORTEGA, CHARLES	R	52	20											170	100
OSBURN, MIKE	R	81	28											170	100
PAE, DANIEL	R	62	30											170	100
PATZKOWSKY, KENTON	R	61	30											170	100
PERRYMAN, DAVID	D	56	24	N						A	A	A	A	80	47
PFEIFFER, JOHN	R	38	26											170	100
PHILLIPS, LOGAN	R	24	30											170	100
PITTMAN, AJAY	D	99	30	N				N	N			N		100	59
PROVENZANO, MELISSA	D	79	30					N				N		130	76
RANDLEMAN, RANDY	R	15	30											170	100
RANSON, TRISH	D	34	30	N				N				N	N	90	53
ROBERTS, DUSTIN	R	21	22											170	100
ROBERTS, SEAN	R	36	22	A						A				140	82
ROE, CYNTHIA	R	42	30	A										150	88
ROSECRANTS, JACOB	D	46	29					N	N			N		120	71
RUSS, TODD	R	55	22											170	100
SANDERS, MIKE	R	59	20											170	100
SIMS, LONNIE	R	68	30											170	100
SMITH, DAVID	R	18	30											170	100
SNEED, CHRIS	R	14	30											170	100
STARK, MARILYN	R	100	30											170	100
STEAGALL, JAY	R	43	30											170	100
STERLING, DANNY	R	27	30											170	100
STROM, JUDD	R	10	30											170	100
TADLOCK, JOHNNY	R	1	26							A	A			140	82
TALLEY, JOHN	R	33	30											170	100
TAYLOR, ZACK	R	28	29											170	100
TOWNLEY, TAMMY	R	48	30											170	100
VANCUREN, MARK	R	74	30											170	100
VIRGIN, EMILY	D	44	22	N				N				N	N	90	53
WALDRON, JOHN	D	77	30	N				N				N	N	90	53
WALKE, COLLIN	D	87	28	N				N				N	N	90	53
WALLACE, KEVIN	R	32	26								A			150	88
WEST, JOSH	R	5	28											170	100
WEST, KEVIN	R	54	28											170	100
WEST, TAMMY	R	84	28											170	100
WORTHEN, RANDE	R	64	28							A				160	94
WRIGHT, HAROLD	R	57	20										A	150	88

ABSENT=A      VOTED NO=N      PRESENT NOT VOTING=NV      VOTED YES=      NOT GRADED=NG



# SENATE

2020 FINAL VOTE

BILL NUMBER	PARTY	DIST.	TERM LIMIT	HB 3619	HB 4018	SB 801	SB 1204	SB 1362	SB 1688	SB 1748	SB 1875	SB 1946	SB 1947	TOTAL POINTS	SCORE
RIED POSITION				Y	Y	Y	Y	Y	Y	Y	Y	Y	Y		
POINT VALUE				20	10	20	20	20	10	10	20	20	20	170	
READING				3	3	3	3	3	3	3	4	3	4		
ALLEN, MARK	R	4	22						N					160	94
BERGSTROM, MICHEAL	R	1	28											170	100
BICE, STEPHANIE	R	22	26											170	100
BOGGS, LARRY	R	7	24											170	100
BOREN, MARY	D	16	30	N		A		N	N			N	N	60	35
BROOKS, MICHAEL	D	44	29					N	N			N	N	100	59
BULLARD, DAVID	R	6	30						N					160	94
COLEMAN, BILL	R	10	30											170	100
DAHM, NATHAN	R	33	24					N	N	N				130	76
DANIELS, JULIE	R	29	28											170	100
DAVID, KIM	R	18	22					A	N					140	82
DOSSETT, J.J.	D	34	27					N	N			N	N	100	59
DUGGER, TOM	R	21	28											170	100
FLOYD, KAY	D	46	24	N				N	N			N	N	80	47
HALL, CHUCK	R	20	30						N					160	94
HASTE, JOHN	R	36	30											170	100
HICKS, CARRI	D	40	30	N				N	N			N	N	80	47
HOWARD, BRENT	R	38	30						N			N		140	82
IKLEY-FREEMAN, ALLISON	D	37	29					N	N			N	N	100	59
JECH, DARCY	R	26	26											170	100
KIDD, CHRIS	R	31	28	A			A				A	A	A	70	41
KIRT, JULIA	D	30	30	N				N	N			N	N	80	47
LEEWRIGHT, JAMES	R	12	26											170	100
MATTHEWS, KEVIN	D	11	24	N				N	N			N	N	80	47
MCCORTNEY, GREG	R	13	28	N				A				N		110	65
MONTGOMERY, JOHN MICHAEL	R	32	26											170	100
MURDOCK, CASEY	R	27	26						N					160	94
NEWHOUSE, JOE	R	25	28			A								150	88
PAXTON, LONNIE	R	23	28						N					160	94
PEDERSON, ROLAND	R	19	28											170	100
PEMBERTON, DEWAYNE	R	9	28											170	100
PUGH, ADAM	R	41	28											170	100
QUINN, MARTY	R	2	26											170	100
RADER, DAVE	R	39	28											170	100
ROSINO, PAUL	R	45	29											170	100
SCOTT, PAUL	R	43	28											170	100
SHARP, RON	R	17	24											170	100
SHAW, WAYNE	R	3	24											170	100
SILK, JOSEPH	R	5	26		A			N	N	N		A	N	80	47
SIMPSON, FRANK	R	14	22											170	100
STANDRIDGE, ROB	R	15	24					N						150	88
STANISLAWSKI, GARY	R	35	20											170	100
STANLEY, BRENDA	R	42	30						N					160	94
THOMPSON, ROGER	R	8	26			A								150	88
TREAT, GREG	R	47	24						A	A				150	88
WEAVER, DARRELL	R	24	30										N	150	88
YOUNG, GEORGE	D	48	26	N				N	N			N	N	80	47

ABSENT=A

VOTED NO=N

PRESENT NOT VOTING=NV

VOTED YES=

NOT GRADED=NG

REPRESENTATIVE	PARTY	DIST.	TERM LIMIT	2010	2011	2012	2013	2014	2015	2016	2017	2018	2019	2020	CUMULATIVE
ALBRIGHT, KELLY	D	95	30	NA	NA	NA	NA	NA	NA	NA	NA	NA	69	53	61
BAKER, RHONDA	R	60	28	NA	NA	NA	NA	NA	NA	NA	100	77	87	100	91
BELL, MERLEYN	D	45	30	NA	NA	NA	NA	NA	NA	NA	NA	NA	56	41	49
BENNETT, FORREST	D	92	28	NA	NA	NA	NA	NA	NA	NA	69	63	69	53	64
BLANCETT, MELOYDE	D	78	28	NA	NA	NA	NA	NA	NA	NA	59	72	38	65	59
BOATMAN, JEFF	R	67	30	NA	NA	NA	NA	NA	NA	NA	NA	NA	89	100	95
BOLES, BRAD	R	51	30	NA	NA	NA	NA	NA	NA	NA	NA	89	80	100	90
BRANHAM, CHELSEY	D	83	30	NA	NA	NA	NA	NA	NA	NA	NA	NA	51	35	43
BREWER, DENISE	D	71	30	NA	NA	NA	NA	NA	NA	NA	NA	NA	56	53	55
BURNS, TY	R	35	30	NA	NA	NA	NA	NA	NA	NA	NA	NA	89	100	95
BUSH, CAROL	R	70	28	NA	NA	NA	NA	NA	NA	NA	95	84	84	100	91
CALDWELL, CHAD	R	40	26	NA	NA	NA	NA	NA	96	77	95	86	78	100	89
CALDWELL, TREY	R	63	30	NA	NA	NA	NA	NA	NA	NA	NA	NA	84	100	92
CONLEY, SHERRIE	R	20	30	NA	NA	NA	NA	NA	NA	NA	NA	NA	67	100	84
CORNWELL, RUSTY	R	6	30	NA	NA	NA	NA	NA	NA	NA	NA	NA	87	100	94
CROSSWHITE-HADER, DENISE	R	41	30	NA	NA	NA	NA	NA	NA	NA	NA	NA	67	88	78
DAVIS, DEAN	R	98	30	NA	NA	NA	NA	NA	NA	NA	NA	NA	91	100	96
DILLS, SHEILA	R	69	30	NA	NA	NA	NA	NA	NA	NA	NA	NA	69	100	85
DOLLENS, MICKEY	D	93	28	NA	NA	NA	NA	NA	NA	NA	59	77	69	41	62
DUNNINGTON, JASON	D	88	26	NA	NA	NA	NA	NA	49	69	44	88	78	29	60
ECHOLS, JON	R	90	24	NA	NA	NA	97	85	92	82	85	86	87	94	89
FETGATTER, SCOTT	R	16	28	NA	NA	NA	NA	NA	NA	NA	90	74	82	88	84
FINCHER, DERREL	R	11	30	NA	NA	NA	NA	NA	NA	NA	NA	NA	73	100	87
FORD, ROSS	R	76	29	NA	NA	NA	NA	NA	NA	NA	NA	81	78	100	86
FRIX, AVERY	R	13	28	NA	NA	NA	NA	NA	NA	NA	100	91	73	88	88
FUGATE, ANDY	D	94	30	NA	NA	NA	NA	NA	NA	NA	NA	NA	80	88	84
GANN, TOM	R	8	28	NA	NA	NA	NA	NA	NA	NA	51	33	53	65	51
GOODWIN, REGINA	D	73	28	NA	NA	NA	NA	NA	NA	51	46	77	69	47	58
GREGO, JIM	R	17	30	NA	NA	NA	NA	NA	NA	NA	NA	NA	91	100	96
HARDIN, DAVID	R	86	30	NA	NA	NA	NA	NA	NA	NA	NA	NA	71	100	86
HARDIN, TOMMY	R	49	22	NA	83	84	81	53	69	95	41	33	44	59	64
HASENBECK, TONI	R	65	30	NA	NA	NA	NA	NA	NA	NA	NA	NA	84	100	92
HILBERT, KYLE	R	29	28	NA	NA	NA	NA	NA	NA	NA	74	91	84	100	87
HILL, BRIAN	R	47	30	NA	NA	NA	NA	NA	NA	NA	NA	NA	84	100	92
HUMPHREY, JUSTIN	R	19	28	NA	NA	NA	NA	NA	NA	NA	74	77	82	94	82
JOHNS, RONNY	R	25	30	NA	NA	NA	NA	NA	NA	NA	NA	NA	87	100	94
KANNADY, CHRIS	R	91	26	NA	NA	NA	NA	NA	90	79	95	79	78	100	87
KERBS, DELL	R	26	28	NA	NA	NA	NA	NA	NA	NA	100	95	78	100	93
KIGER, LUNDY	R	3	30	NA	NA	NA	NA	NA	NA	NA	NA	NA	91	100	96
LAWSON, MARK	R	30	28	NA	NA	NA	NA	NA	NA	NA	85	77	80	100	86
LEPAK, MARK	R	9	26	NA	NA	NA	NA	NA	100	100	90	86	87	100	94
LORING, BEN	D	7	26	NA	NA	NA	NA	NA	84	87	69	81	76	65	77
LOWE, JASON	D	97	28	NA	NA	NA	NA	NA	NA	NA	38	72	60	59	57
LUTTRELL, KEN	R	37	26	NA	NA	NA	NA	NA	NA	NA	NA	NA	87	94	91
MANGER, ROBERT	R	101	30	NA	NA	NA	NA	NA	NA	NA	NA	NA	84	100	92
MARTI, T.J.	R	75	30	NA	NA	NA	NA	NA	NA	NA	NA	NA	91	76	84
MARTINEZ, RYAN	R	39	28	NA	NA	NA	NA	NA	NA	NA	95	91	82	100	92
MAY, STAN	R	80	30	NA	NA	NA	NA	NA	NA	NA	NA	NA	91	100	96
MCBRIDE, MARK	R	53	24	NA	NA	NA	56	91	82	90	85	53	82	100	80
MCCALL, CHARLES	R	22	24	NA	NA	NA	87	80	92	72	100	91	91	100	89
MCDUGLE, KEVIN	R	12	28	NA	NA	NA	NA	NA	NA	NA	64	65	87	100	79
MCENTIRE, MARCUS	R	50	28	NA	NA	NA	NA	NA	NA	NA	85	93	80	100	90
MEREDITH, MATT	D	4	28	NA	NA	NA	NA	NA	NA	NA	69	67	51	94	70
MILLER, NICOLE	R	82	30	NA	NA	NA	NA	NA	NA	NA	NA	NA	91	100	96
MIZE, GARRY	R	31	30	NA	NA	NA	NA	NA	NA	NA	NA	NA	73	100	87
MOORE, LEWIS	R	96	20	78	93	82	92	76	88	77	85	81	84	100	86
MUNSON, CYNDI	D	85	28	NA	NA	NA	NA	NA	NA	74	64	91	69	47	69

Cumulative score = legislators' average score since first elected.

## HOUSE (CONTINUED)

REPRESENTATIVE	PARTY	DIST.	TERM LIMIT	2010	2011	2012	2013	2014	2015	2016	2017	2018	2019	2020	CUMULATIVE
NEWTON, CARL	R	58	28	NA	NA	NA	NA	NA	NA	NA	85	81	67	94	82
NICHOLS, MONROE	D	72	28	NA	NA	NA	NA	NA	NA	NA	69	58	82	65	69
NOLLAN, JADINE	R	66	22	NA	98	96	97	84	86	100	90	84	62	88	89
O'DONNELL, TERRY	R	23	24	NA	NA	NA	81	85	71	77	100	56	82	100	82
OLSEN, JIM	R	2	30	NA	NA	NA	NA	NA	NA	NA	NA	NA	78	94	86
ORTEGA, CHARLES	R	52	20	76	88	82	90	82	88	79	87	74	87	100	85
OSBURN, MIKE	R	81	28	NA	NA	NA	NA	NA	NA	NA	95	74	91	100	90
PAE, DANIEL	R	62	30	NA	NA	NA	NA	NA	NA	NA	NA	NA	87	100	94
PATZKOWSKY, KENTON	R	61	30	NA	NA	NA	NA	NA	NA	NA	NA	NA	80	100	90
PERRYMAN, DAVID	D	56	24	NA	NA	NA	79	62	76	92	67	49	64	47	67
PFEIFFER, JOHN	R	38	26	NA	NA	NA	NA	NA	82	95	90	91	80	100	90
PHILLIPS, LOGAN	R	24	30	NA	NA	NA	NA	NA	NA	NA	NA	NA	76	100	88
PITTMAN, AJAY	D	99	30	NA	NA	NA	NA	NA	NA	NA	NA	NA	64	59	62
PROVENZANO, MELISSA	D	79	30	NA	NA	NA	NA	NA	NA	NA	NA	NA	60	76	68
RANDLEMAN, RANDY	R	15	30	NA	NA	NA	NA	NA	NA	NA	NA	NA	87	100	94
RANSON, TRISH	D	34	30	NA	NA	NA	NA	NA	NA	NA	NA	NA	69	53	61
ROBERTS, DUSTIN	R	21	22	NA	91	77	89	73	69	95	85	91	80	100	85
ROBERTS, SEAN	R	36	22	NA	98	85	92	58	96	85	74	49	78	82	80
ROE, CYNTHIA	R	42	30	NA	NA	NA	NA	NA	NA	NA	NA	NA	82	88	85
ROSECRANTS, JACOB	D	46	29	NA	NA	NA	NA	NA	NA	NA	NA	81	69	71	74
RUSS, TODD	R	55	22	58	80	90	84	85	96	95	79	70	87	100	84
SANDERS, MIKE	R	59	20	82	95	93	95	95	96	100	90	81	82	100	92
SIMS, LONNIE	R	68	30	NA	NA	NA	NA	NA	NA	NA	NA	NA	78	100	89
SMITH, DAVID	R	18	30	NA	NA	NA	NA	NA	NA	NA	NA	NA	78	100	89
SNEED, CHRIS	R	14	30	NA	NA	NA	NA	NA	NA	NA	NA	NA	78	100	89
STARK, MARILYN	R	100	30	NA	NA	NA	NA	NA	NA	NA	NA	NA	87	100	94
STEAGALL, JAY	R	43	30	NA	NA	NA	NA	NA	NA	NA	NA	NA	89	100	95
STERLING, DANNY	R	27	30	NA	NA	NA	NA	NA	NA	NA	NA	NA	87	100	94
STROM, JUDD	R	10	30	NA	NA	NA	NA	NA	NA	NA	NA	NA	87	100	94
TADLOCK, JOHNNY	R	1	26	NA	NA	NA	NA	NA	63	77	74	53	76	82	71
TALLEY, JOHN	R	33	30	NA	NA	NA	NA	NA	NA	NA	NA	NA	69	100	85
TAYLOR, ZACK	R	28	29	NA	NA	NA	NA	NA	NA	NA	NA	95	84	100	93
TOWNLEY, TAMMY	R	48	30	NA	NA	NA	NA	NA	NA	NA	NA	NA	82	100	91
VANCUREN, MARK	R	74	30	NA	NA	NA	NA	NA	NA	NA	NA	NA	87	100	94
VIRGIN, EMILY	D	44	22	NA	55	60	56	60	65	64	69	58	69	53	61
WALDRON, JOHN	D	77	30	NA	NA	NA	NA	NA	NA	NA	NA	NA	64	53	59
WALKE, COLLIN	D	87	28	NA	NA	NA	NA	NA	NA	NA	69	67	69	53	65
WALLACE, KEVIN	R	32	26	NA	NA	NA	NA	NA	86	95	85	47	80	88	80
WEST, JOSH	R	5	28	NA	NA	NA	NA	NA	NA	NA	90	88	76	100	89
WEST, KEVIN	R	54	28	NA	NA	NA	NA	NA	NA	NA	100	53	67	100	80
WEST, TAMMY	R	84	28	NA	NA	NA	NA	NA	NA	NA	95	95	91	100	95
WORTHEN, RANDE	R	64	28	NA	NA	NA	NA	NA	NA	NA	79	65	40	94	70
WRIGHT, HAROLD	R	57	20	85	96	86	92	100	100	90	90	81	89	88	91

Cumulative score = legislators' average score since first elected.

SENATOR	PARTY	DIST.	TERM LIMIT	2010	2011	2012	2013	2014	2015	2016	2017	2018	2019	2020	CUMULATIVE
ALLEN, MARK	R	4	22	NA	85	78	82	69	80	72	64	72	62	94	76
BERGSTROM, MICHEAL	R	1	28	NA	NA	NA	NA	NA	NA	NA	90	95	78	100	91
BICE, STEPHANIE	R	22	26	NA	NA	NA	NA	NA	96	100	100	85	87	100	95
BOGGS, LARRY	R	7	24	NA	NA	NA	97	96	69	87	79	77	78	100	85
BOREN, MARY	D	16	30	NA	NA	NA	NA	NA	NA	NA	NA	NA	69	35	52
BROOKS, MICHAEL	D	44	29	NA	NA	NA	NA	NA	NA	NA	NA	90	69	59	73
BULLARD, DAVID	R	6	30	NA	NA	NA	NA	NA	NA	NA	NA	NA	78	94	86
COLEMAN, BILL	R	10	30	NA	NA	NA	NA	NA	NA	NA	NA	NA	91	100	96
DAHM, NATHAN	R	33	24	NA	NA	NA	89	65	80	49	41	62	58	76	65
DANIELS, JULIE	R	29	28	NA	NA	NA	NA	NA	NA	NA	100	92	84	100	94
DAVID, KIM	R	18	22	NA	98	100	90	100	80	100	74	62	91	82	88
DOSSETT, J.J.	D	34	27	NA	NA	NA	NA	NA	NA	74	49	90	73	59	69
DUGGER, TOM	R	21	28	NA	NA	NA	NA	NA	NA	NA	100	100	87	100	97
FLOYD, KAY	D	46	24	NA	NA	NA	58	67	78	82	59	90	78	47	70
HALL, CHUCK	R	20	30	NA	NA	NA	NA	NA	NA	NA	NA	NA	91	94	93
HASTE, JOHN	R	36	30	NA	NA	NA	NA	NA	NA	NA	NA	NA	91	100	96
HICKS, CARRI	D	40	30	NA	NA	NA	NA	NA	NA	NA	NA	NA	73	47	60
HOWARD, BRENT	R	38	30	NA	NA	NA	NA	NA	NA	NA	NA	NA	80	82	81
IKLEY-FREEMAN, ALLISON	D	37	29	NA	NA	NA	NA	NA	NA	NA	NA	90	78	59	76
JECH, DARCY	R	26	26	NA	NA	NA	NA	NA	96	90	79	95	87	100	91
KIDD, CHRIS	R	31	28	NA	NA	NA	NA	NA	NA	NA	92	95	78	41	77
KIRT, JULIA	D	30	30	NA	NA	NA	NA	NA	NA	NA	NA	NA	78	47	63
LEEWRIGHT, JAMES	R	12	26	NA	NA	NA	NA	NA	100	82	79	85	87	100	89
MATTHEWS, KEVIN	D	11	24	NA	NA	NA	45	56	41	67	59	74	60	47	56
MCCORTNEY, GREG	R	13	28	NA	NA	NA	NA	NA	NA	NA	90	95	82	65	83
MONTGOMERY, JOHN MICHAEL	R	32	26	NA	NA	NA	NA	NA	96	87	90	72	82	100	88
MURDOCK, CASEY	R	27	26	NA	NA	NA	NA	NA	78	95	100	85	80	94	89
NEWHOUSE, JOE	R	25	28	NA	NA	NA	NA	NA	NA	NA	62	NG	73	88	74
PAXTON, LONNIE	R	23	28	NA	NA	NA	NA	NA	NA	NA	100	85	91	94	93
PEDERSON, ROLAND	R	19	28	NA	NA	NA	NA	NA	NA	NA	95	85	82	100	91
PEMBERTON, DEWAYNE	R	9	28	NA	NA	NA	NA	NA	NA	NA	79	95	87	100	90
PUGH, ADAM	R	41	28	NA	NA	NA	NA	NA	NA	NA	100	74	71	100	86
QUINN, MARTY	R	2	26	NA	91	84	87	80	96	92	62	95	76	100	86
RADER, DAVE	R	39	28	NA	NA	NA	NA	NA	NA	NA	95	85	91	100	93
ROSINO, PAUL	R	45	29	NA	NA	NA	NA	NA	NA	NA	NA	85	91	100	92
SCOTT, PAUL	R	43	28	NA	NA	NA	NA	NA	NA	NA	69	95	71	100	84
SHARP, RON	R	17	24	NA	NA	NA	94	100	94	100	100	95	87	100	96
SHAW, WAYNE	R	3	24	NA	NA	NA	100	93	84	100	100	87	80	100	93
SILK, JOSEPH	R	5	26	NA	NA	NA	NA	NA	86	69	31	46	51	47	55
SIMPSON, FRANK	R	14	22	NA	96	97	97	89	100	85	79	95	71	100	91
STANDRIDGE, ROB	R	15	24	NA	NA	NA	100	71	100	100	62	56	64	88	80
STANISLAWSKI, GARY	R	35	20	93	100	85	100	82	100	95	100	92	73	100	93
STANLEY, BRENDA	R	42	30	NA	NA	NA	NA	NA	NA	NA	NA	NA	87	94	91
THOMPSON, ROGER	R	8	26	NA	NA	NA	NA	NA	90	100	100	95	71	88	91
TREAT, GREG	R	47	24	NA	88	92	82	87	96	79	90	72	71	88	85
WEAVER, DARRELL	R	24	30	NA	NA	NA	NA	NA	NA	NA	NA	NA	82	88	85
YOUNG, GEORGE	D	48	26	NA	NA	NA	NA	NA	71	67	69	91	73	47	70

Cumulative score = legislators' average score since first elected.

# LEGISLATIVE DELEGATION

## OKC AREA

REPRESENTATIVE	PARTY	DIST.	TERM LIMIT	2010	2011	2012	2013	2014	2015	2016	2017	2018	2019	2020	CUMULATIVE
ALBRIGHT, KELLY	D	95	30	NA	NA	NA	NA	NA	NA	NA	NA	NA	69	53	61
BAKER, RHONDA	R	60	28	NA	NA	NA	NA	NA	NA	NA	100	77	87	100	91
BELL, MERLEYN	D	45	30	NA	NA	NA	NA	NA	NA	NA	NA	NA	56	41	49
BENNETT, FORREST	D	92	28	NA	NA	NA	NA	NA	NA	NA	69	63	69	53	64
BOLES, BRAD	R	51	30	NA	NA	NA	NA	NA	NA	NA	NA	89	80	100	90
BRANHAM, CHELSEY	D	83	30	NA	NA	NA	NA	NA	NA	NA	NA	NA	51	35	43
CONLEY, SHERRIE	R	20	30	NA	NA	NA	NA	NA	NA	NA	NA	NA	67	100	84
CROSSWHITE-HADER, DENISE	R	41	30	NA	NA	NA	NA	NA	NA	NA	NA	NA	67	88	78
DOLLENS, MICKEY	D	93	28	NA	NA	NA	NA	NA	NA	NA	59	77	69	41	62
DUNNINGTON, JASON	D	88	26	NA	NA	NA	NA	NA	49	69	44	88	78	29	60
ECHOLS, JON	R	90	24	NA	NA	NA	97	85	92	82	85	86	87	94	89
FUGATE, ANDY	D	94	30	NA	NA	NA	NA	NA	NA	NA	NA	NA	80	88	84
HILL, BRIAN	R	47	30	NA	NA	NA	NA	NA	NA	NA	NA	NA	84	100	92
KANNADY, CHRIS	R	91	26	NA	NA	NA	NA	NA	90	79	95	79	78	100	87
LOWE, JASON	D	97	28	NA	NA	NA	NA	NA	NA	NA	38	72	60	59	57
MANGER, ROBERT	R	101	30	NA	NA	NA	NA	NA	NA	NA	NA	NA	84	100	92
MARTINEZ, RYAN	R	39	28	NA	NA	NA	NA	NA	NA	NA	95	91	82	100	92
MCBRIDE, MARK	R	53	24	NA	NA	NA	56	91	82	90	85	53	82	100	80
MILLER, NICOLE	R	82	30	NA	NA	NA	NA	NA	NA	NA	NA	NA	91	100	96
MIZE, GARRY	R	31	30	NA	NA	NA	NA	NA	NA	NA	NA	NA	73	100	87
MOORE, LEWIS	R	96	20	78	93	82	92	76	88	77	85	81	84	100	86
MUNSON, CYNDI	D	85	28	NA	NA	NA	NA	NA	NA	74	64	91	69	47	69
OSBURN, MIKE	R	81	28	NA	NA	NA	NA	NA	NA	NA	95	74	91	100	90
PITTMAN, AJAY	D	99	30	NA	NA	NA	NA	NA	NA	NA	NA	NA	64	59	62
ROE, CYNTHIA	R	42	30	NA	NA	NA	NA	NA	NA	NA	NA	NA	82	88	85
ROSECRANTS, JACOB	D	46	29	NA	NA	NA	NA	NA	NA	NA	NA	81	69	71	74
STARK, MARILYN	R	100	30	NA	NA	NA	NA	NA	NA	NA	NA	NA	87	100	94
STEAGALL, JAY	R	43	30	NA	NA	NA	NA	NA	NA	NA	NA	NA	89	100	95
STERLING, DANNY	R	27	30	NA	NA	NA	NA	NA	NA	NA	NA	NA	87	100	94
TAYLOR, ZACK	R	28	29	NA	NA	NA	NA	NA	NA	NA	NA	95	84	100	93
VIRGIN, EMILY	D	44	22	NA	55	60	56	60	65	64	69	58	69	53	61
WALKE, COLLIN	D	87	28	NA	NA	NA	NA	NA	NA	NA	69	67	69	53	65
WALLACE, KEVIN	R	32	26	NA	NA	NA	NA	NA	86	95	85	47	80	88	80
WEST, KEVIN	R	54	28	NA	NA	NA	NA	NA	NA	NA	100	53	67	100	80
WEST, TAMMY	R	84	28	NA	NA	NA	NA	NA	NA	NA	95	95	91	100	95

SENATOR	PARTY	DIST.	TERM LIMIT	2010	2011	2012	2013	2014	2015	2016	2017	2018	2019	2020	CUMULATIVE
BICE, STEPHANIE	R	22	26	NA	NA	NA	NA	NA	96	100	100	85	87	100	95
BOREN, MARY	D	16	30	NA	NA	NA	NA	NA	NA	NA	NA	NA	69	35	52
BROOKS, MICHAEL	D	44	29	NA	NA	NA	NA	NA	NA	NA	NA	90	69	59	73
FLOYD, KAY	D	46	24	NA	NA	NA	58	67	78	82	59	90	78	47	70
HALL, CHUCK	R	20	30	NA	NA	NA	NA	NA	NA	NA	NA	NA	91	94	93
HICKS, CARRI	D	40	30	NA	NA	NA	NA	NA	NA	NA	NA	NA	73	47	60
KIRT, JULIA	D	30	30	NA	NA	NA	NA	NA	NA	NA	NA	NA	78	47	63
PAXTON, LONNIE	R	23	28	NA	NA	NA	NA	NA	NA	NA	100	85	91	94	93
PUGH, ADAM	R	41	28	NA	NA	NA	NA	NA	NA	NA	100	74	71	100	86
ROSINO, PAUL	R	45	29	NA	NA	NA	NA	NA	NA	NA	NA	85	91	100	92
SHARP, RON	R	17	24	NA	NA	NA	94	100	94	100	100	95	87	100	96
STANDRIDGE, ROB	R	15	24	NA	NA	NA	100	71	100	100	62	56	64	88	80
STANLEY, BRENDA	R	42	30	NA	NA	NA	NA	NA	NA	NA	NA	NA	87	94	91
TREAT, GREG	R	47	24	NA	88	92	82	87	96	79	90	72	71	88	85
WEAVER, DARRELL	R	24	30	NA	NA	NA	NA	NA	NA	NA	NA	NA	82	88	85
YOUNG, GEORGE	D	48	26	NA	NA	NA	NA	NA	71	67	69	91	73	47	70

Cumulative score = legislators' average score since first elected.

The legislators in these graphs represent districts that include a portion of or are contiguous to Oklahoma County, the most populated county.

# LEGISLATIVE DELEGATION

## TULSA AREA

REPRESENTATIVE	PARTY	DIST.	TERM LIMIT	2010	2011	2012	2013	2014	2015	2016	2017	2018	2019	2020	CUMULATIVE
BLANCETT, MELOYDE	D	78	28	NA	NA	NA	NA	NA	NA	NA	59	72	38	65	59
BOATMAN, JEFF	R	67	30	NA	NA	NA	NA	NA	NA	NA	NA	NA	89	100	95
BREWER, DENISE	D	71	30	NA	NA	NA	NA	NA	NA	NA	NA	NA	56	53	55
BURNS, TY	R	35	30	NA	NA	NA	NA	NA	NA	NA	NA	NA	89	100	95
BUSH, CAROL	R	70	28	NA	NA	NA	NA	NA	NA	NA	95	84	84	100	91
CORNWELL, RUSTY	R	6	30	NA	NA	NA	NA	NA	NA	NA	NA	NA	87	100	94
DAVIS, DEAN	R	98	30	NA	NA	NA	NA	NA	NA	NA	NA	NA	91	100	96
DILLS, SHEILA	R	69	30	NA	NA	NA	NA	NA	NA	NA	NA	NA	69	100	85
FETGATTER, SCOTT	R	16	28	NA	NA	NA	NA	NA	NA	NA	90	74	82	88	84
FINCHER, DERREL	R	11	30	NA	NA	NA	NA	NA	NA	NA	NA	NA	73	100	87
FORD, ROSS	R	76	29	NA	NA	NA	NA	NA	NA	NA	NA	81	78	100	86
GANN, TOM	R	8	28	NA	NA	NA	NA	NA	NA	NA	51	33	53	65	51
GOODWIN, REGINA	D	73	28	NA	NA	NA	NA	NA	NA	51	46	77	69	47	58
HILBERT, KYLE	R	29	28	NA	NA	NA	NA	NA	NA	NA	74	91	84	100	87
LAWSON, MARK	R	30	28	NA	NA	NA	NA	NA	NA	NA	85	77	80	100	86
LEPAK, MARK	R	9	26	NA	NA	NA	NA	NA	100	100	90	86	87	100	94
MARTI, T.J.	R	75	30	NA	NA	NA	NA	NA	NA	NA	NA	NA	91	76	84
MAY, STAN	R	80	30	NA	NA	NA	NA	NA	NA	NA	NA	NA	91	100	96
MCDUGLE, KEVIN	R	12	28	NA	NA	NA	NA	NA	NA	NA	64	65	87	100	79
NICHOLS, MONROE	D	72	28	NA	NA	NA	NA	NA	NA	NA	69	58	82	65	69
NOLLAN, JADINE	R	66	22	NA	98	96	97	84	86	100	90	84	62	88	89
O'DONNELL, TERRY	R	23	24	NA	NA	NA	81	85	71	77	100	56	82	100	82
PHILLIPS, LOGAN	R	24	30	NA	NA	NA	NA	NA	NA	NA	NA	NA	76	100	88
PROVENZANO, MELISSA	D	79	30	NA	NA	NA	NA	NA	NA	NA	NA	NA	60	76	68
ROBERTS, SEAN	R	36	22	NA	98	85	92	58	96	85	74	49	78	82	80
SIMS, LONNIE	R	68	30	NA	NA	NA	NA	NA	NA	NA	NA	NA	78	100	89
STROM, JUDD	R	10	30	NA	NA	NA	NA	NA	NA	NA	NA	NA	87	100	94
VANCUREN, MARK	R	74	30	NA	NA	NA	NA	NA	NA	NA	NA	NA	87	100	94
WALDRON, JOHN	D	77	30	NA	NA	NA	NA	NA	NA	NA	NA	NA	64	53	59

SENATOR	PARTY	DIST.	TERM LIMIT	2010	2011	2012	2013	2014	2015	2016	2017	2018	2019	2020	CUMULATIVE
COLEMAN, BILL	R	10	30	NA	NA	NA	NA	NA	NA	NA	NA	NA	91	100	96
DAHM, NATHAN	R	33	24	NA	NA	NA	89	65	80	49	41	62	58	76	65
DANIELS, JULIE	R	29	28	NA	NA	NA	NA	NA	NA	NA	100	92	84	100	94
DAVID, KIM	R	18	22	NA	98	100	90	100	80	100	74	62	91	82	88
DOSETT, J.J.	D	34	27	NA	NA	NA	NA	NA	NA	74	49	90	73	59	69
HASTE, JOHN	R	36	30	NA	NA	NA	NA	NA	NA	NA	NA	NA	91	100	96
IKLEY-FREEMAN, ALLISON	D	37	29	NA	NA	NA	NA	NA	NA	NA	NA	90	78	59	76
LEEWRIGHT, JAMES	R	12	26	NA	NA	NA	NA	NA	100	82	79	85	87	100	89
MATTHEWS, KEVIN	D	11	24	NA	NA	NA	45	56	41	67	59	74	60	47	56
NEWHOUSE, JOE	R	25	28	NA	NA	NA	NA	NA	NA	NA	62	NG	73	88	74
QUINN, MARTY	R	2	26	NA	91	84	87	80	96	92	62	95	76	100	86
RADER, DAVE	R	39	28	NA	NA	NA	NA	NA	NA	NA	95	85	91	100	93
STANISLAWSKI, GARY	R	35	20	93	100	85	100	82	100	95	100	92	73	100	93

Cumulative score = legislators' average score since first elected.

The legislators in these graphs represent districts that include a portion of or are contiguous to Tulsa County, the second most populated county.

# COVID-19 SHORTENS LEGISLATIVE SESSION TO 37 DAYS; GOVERNOR VETOES 18 BILLS, LEGISLATURE OVERTURNS 10

The Research Institute for Economic Development (RIED), a non-partisan organization and producer of the annual RIED Report, a grading system of Oklahoma legislators' votes on key economic development and business issues, announced today its 2020 RIED Report. The scores were awarded to lawmakers who served during the second regular session of the 57th Oklahoma Legislature.

Under the RIED evaluation system, legislators earn points when they support job creation and economic development issues or vote against legislation that is harmful to job creation and economic development. A score of 70 and above represents a passing grade while 69 and below represents a failing grade. Ten measures were utilized to compile the 2020 RIED Report.

“Due to COVID-19, the legislature only met 37 days, and the cross-chamber committee process was eliminated which contributed to 10 business-related bills being scored,” said Mark Williams, RIED president. “Normally, 16-20 business bills would be scored, but despite the session’s historic nature, time constraints and large number of gubernatorial vetoes, I am extremely pleased an overwhelming majority of both chambers embraced these ten pro-business measures.”

For the first time in RIED’s 23-year history, over one-half of the legislature (80) scored a perfect 100, with only 33 members having a failing score of 69 or less. Overall, 114 of 147 legislators received passing scores of 70 or higher, including 35 of 47 Senate members and 79 of 100 House members. Two seats, SD 28 and HD 89, were vacant this session.

“Obviously, COVID-19 not only shortened the legislative session but changed its landscape in many ways, particularly in the number of health-related bills considered,” said Greg Love, RIED board chairman. “To have the largest number of perfects scores in RIED history is very impressive, however it is important to note that those scores are not just a reflection of fewer overall bills being scored. It is because they are solid pro-business bills that will help Oklahoma’s overall business environment, and at the end of the day, that is what is most important. My hope is the legislature, despite any changes this fall’s elections may bring, and Governor Stitt will continue to promote pro-business legislation that positions Oklahoma as one of America’s premier business opportunities.”



## CONTACT

*Research Institute for Economic Development  
P.O. Box 21211  
Oklahoma City, OK 73156  
riedreport.com*

## DISCLAIMER

*All data in this document is obtained from legislative, government and private sector sources. The data, information and estimations herein are not warranted as to accuracy and are presented as is and without warranty either expressed or implied. The purpose of this material is to inform. Further, the material is not intended to be and does not constitute an endorsement of any kind or to be or to represent an official source. Interested persons should formulate their own opinions relative to the data, information and estimations herein or to any information related thereto.*

**RIED IS A 501 (C) 6 ORGANIZATION AND IS NON-PARTISAN. WE DO NOT LOBBY ISSUES OR ENDORSE CANDIDATES OR CAMPAIGNS.**



RESEARCH INSTITUTE  
FOR ECONOMIC DEVELOPMENT

**RIEDREPORT.COM**